

WORK
SCALE.
DESIGN

WS.D ALEGA

MULTI-PURPOSE TABLE SYSTEM





MEETING ROOM



BOARDROOM



CANTEEN / BREAKOUT



1-PIECE



2-PIECE



MODELS



3-PIECE



SQUARE



POSEUR / HIGH TOP



1-PIECE



2-PIECE



3-PIECE



MODELS

TOP FINISHES

Melamine

A durable material, typically used for most desks. Resistance to scratches and abrasion. Easy to clean.



Veneer


A more authentic finish using a real wood layer. Wood grain can differ from board to board. Protection required from scratches and stains.



METAL FINISHES



*Textured Satin (30% Gloss)



*Smooth Matt

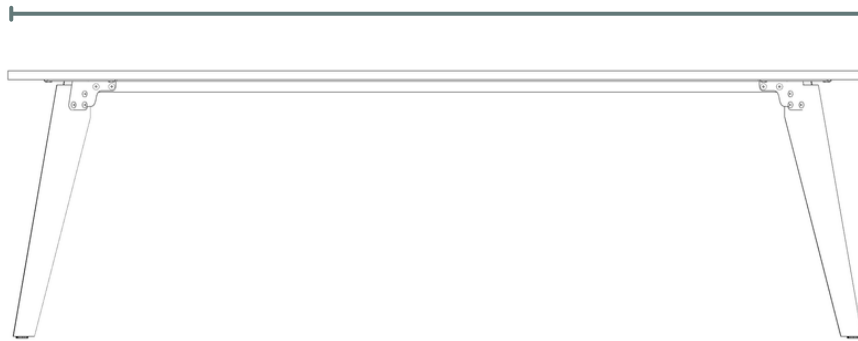


*Smooth Satin (30% Gloss)

1-PIECE


Width

1000 to 2400mm (in 200mm increments)



Depth

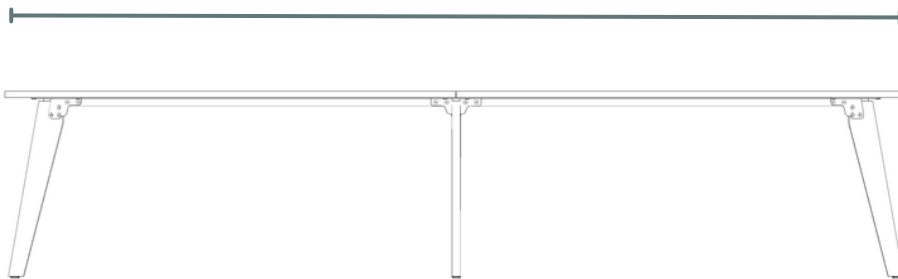
1200, 1400, 1600mm



2-PIECE


Width

2600 to 4400mm (in 200mm increments)



Depth

1200, 1400, 1600mm



Height of 740mm

3-PIECE

Width

4600 to 6400mm (in 200mm increments)



Depth

1200, 1400, 1600mm



SQUARE

Width / Depth

800 to 2200mm (in 200mm increments)



Height of 740mm

POSEUR / HIGH TOP


Width

1400 to 5400mm (in 200mm increments)



Depth

800, 1000, 1200mm



- 1-Piece (4 Leg): 1400 to 2400mm
- 2-Piece (6-Leg): 2800 to 4000mm
- 3-Piece (8-Leg): 4200 to 5400mm

Height of 1106mm

WORK SCALE. DESIGN

Unit A, 82 James Carter Road,
Mildenhall Industrial Estate
Suffolk
IP28 7DE
United Kingdom

sales@workscaledesign.com



workscaledesign.com



0044 20 8068 8098

