

WORK SCALE. DESIGN

Ws.D Mara

SIT-STAND MOBILE
DESK



A modern office space with desks, chairs, and a large screen displaying a software interface. The scene is overlaid with a semi-transparent grid and large, stylized letters. The text is centered and reads: EFFORTLESS MOBILITY | ADAPTIVE WORKSPACE | SMART SPACE-SAVING.

EFFORTLESS
MOBILITY

ADAPTIVE
WORKSPACE

SMART
SPACE-SAVING

Introduction

Page 4

Specifications

Page 5

Dimensions

Page 7

Finishes

Page 8

Sustainability

Page 9

Configurator

Page 10

A Worktable That Moves with You

Ws.D Mara is built for modern workspaces, providing a balance of mobility, adaptability, and style. Whether you're reconfiguring a training room, optimising office space, or creating a collaborative environment, Ws.D Mara's design ensures effortless transformation.

Key Benefits

Space-Saving

Foldable and mobile for easy storage and reconfiguration.

Versatile Use

Perfect for offices, training rooms, and collaborative spaces.

Elegant Design

Warm wood finishes paired with a sleek metal frame.

Enhanced Mobility

Smooth casters for effortless movement.

Durability

Sturdy metal frame ensures long-term performance.



Designed for Performance & Practicality

Tabletop

Flat wood surface, available in 19 premium shades.

Frame

Metal T-leg structure, available in White and Black.

Mobility

Equipped with casters for easy movement.

Adjustability

Foldable and height-adjustable.

Battery

Operates plugged in or with BA001 Battery Box.

- 2.15 Ah capacity.
- LED indicators for power level.
- Audio alarm for charge reminder.

Controls:

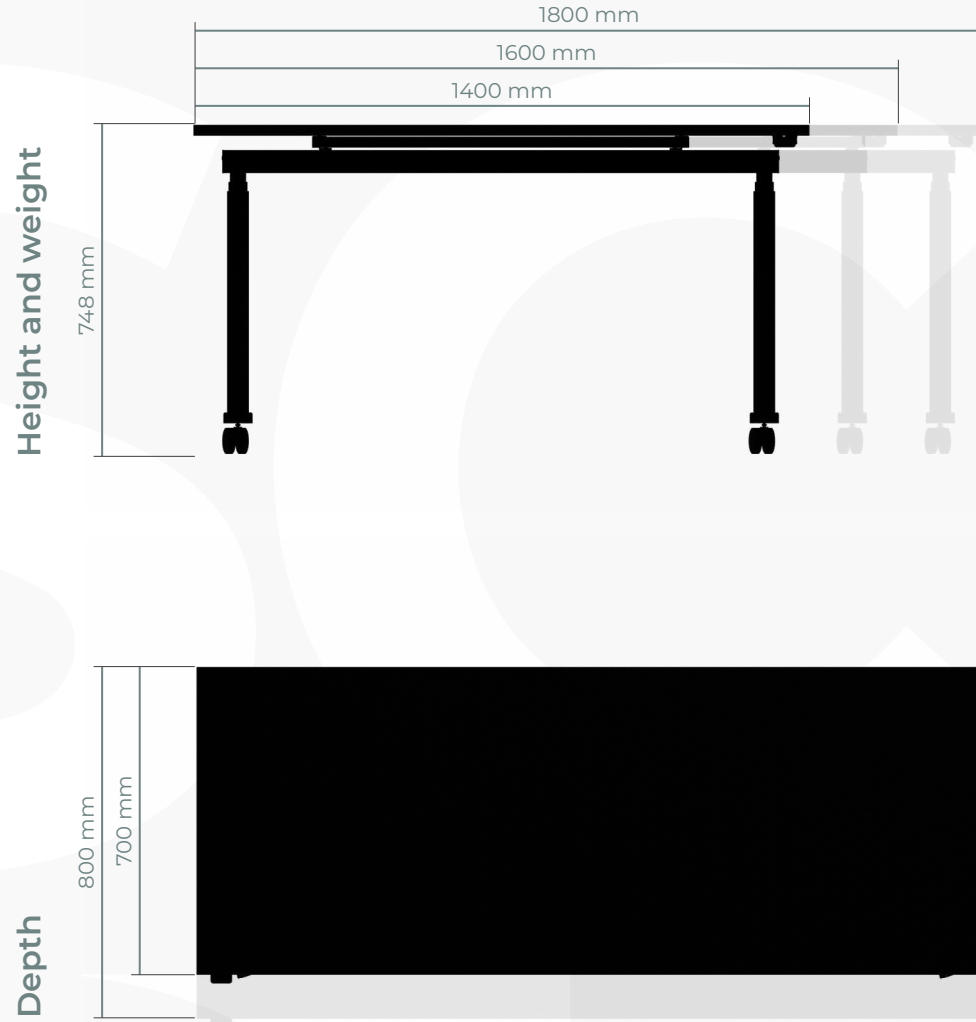
- OPTI Panel:
Simple up/down function.
- Connect Panel:
Bluetooth-enabled,
with position indicator
and app connectivity.



INTRODUCTION



Dimensions




CONSTRUCTION

Metal Finishes




Black



White

WOOD FINISHES


MFC



Oppland Green



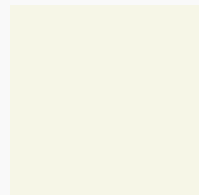
Espoo Oak




Uppsala Stone




Black



White



Grey



Lava



Birch



Anthracite



Beech



African Oak



Sonoma Oak



Wild Oak



Nut



Ulme Baron



Wenge



Rock Oak



Italian Oak



Coffee Oak

SUSTAINABILITY IN MOTION

At **Workscale.Design**, sustainability isn't just a feature—it's a core principle. Every Ws.D product, including **Ws.D Mara**, is designed with environmental responsibility at its core, utilizing eco-conscious materials and responsible manufacturing processes. By minimizing waste, lowering emissions, and ensuring long-term durability, Ws.D is committed to a more sustainable future.

Thoughtfully Sourced Materials

Sustainable Metal Construction – Ws.D Mara is built using recyclable metal components in two elegant finishes, ensuring both style and sustainability.

FSC®-Certified MFC Panels – Wood surfaces are sourced from responsibly managed forests, promoting ethical sourcing and biodiversity conservation.

Recyclable Packaging – All Ws.D products are packaged in **100% recycled and recyclable FSC-certified cardboard**, reducing transportation impact.

Ethically Sourced Steel – Materials contain up to **75% recycled content**, ensuring lower environmental impact and a circular production cycle.

Low-Impact Manufacturing

Precision Engineering – Ws.D Mara is produced using **lean manufacturing techniques**, reducing material waste and optimizing energy consumption.

Eco-Friendly Finishing – A **closed-loop powder-coating system** ensures minimal emissions while maintaining a high-quality, durable finish.

VOC-Free & Energy-Efficient Production – State-of-the-art processes eliminate harmful volatile organic compounds (VOCs) and reduce CO₂ emissions, advancing sustainability goals.

Renewable Energy – Integrated solar energy solutions significantly reduce the carbon footprint of production facilities.

Built to Last, Designed to Adapt

Durability – Constructed with **premium, long-lasting materials**, Ws.D Mara is designed to withstand the demands of modern workspaces, reducing the need for frequent replacements.

Modular & Mobile – Its **adaptive design** allows it to evolve with changing office needs, preventing waste and ensuring a **long product lifecycle**.



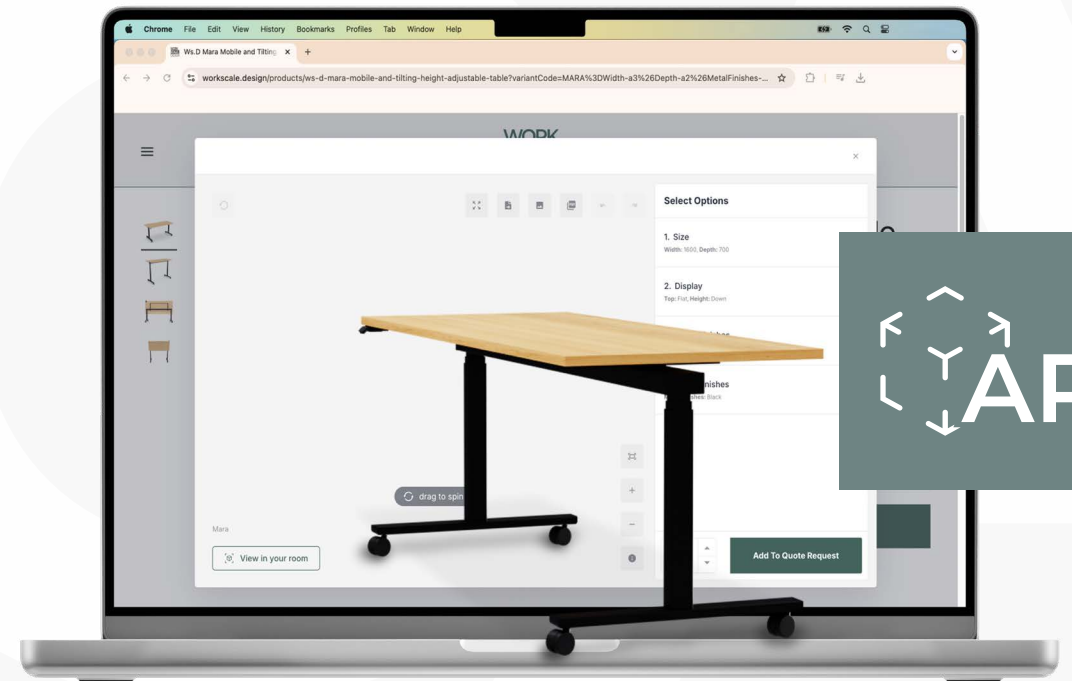
CONFIGURATOR

Click and Customise

Design Your Space, Your Way

Configure your ideal mobile and height-adjustable table with Ws.D Mara's 3D Configurator.

- **Customisation at Your Fingertips:** Select from 19 wood finishes and 2 metal leg colours. Adjust width and depth. Add smart features like the Connect panel with Bluetooth
- **Real-Time Visualisation:** Experiment with configurations and preview them instantly in 3D.
- **AR Integration:** See Mara in your space with augmented reality before making a decision.
- **Seamless Collaboration:** Download 3D files compatible with all major design software, ensuring smooth coordination with designers and architects.



READY TO BRING YOUR VISION TO LIFE? VISIT
Workscale.Design AND START CREATING TODAY!

WORK SCALE. DESIGN

Unit A, 82 James Carter Road,
Mildenhall Industrial Estate
Suffolk
IP28 7DE
United Kingdom



sales@workscale.design



workscale.design



0044 20 8068 8098